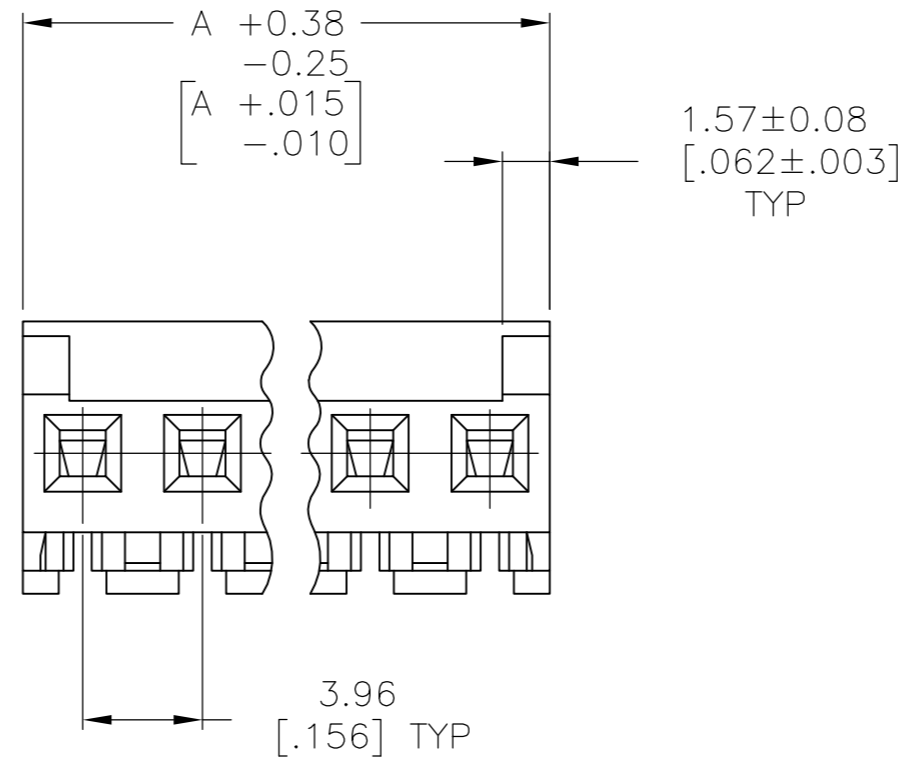
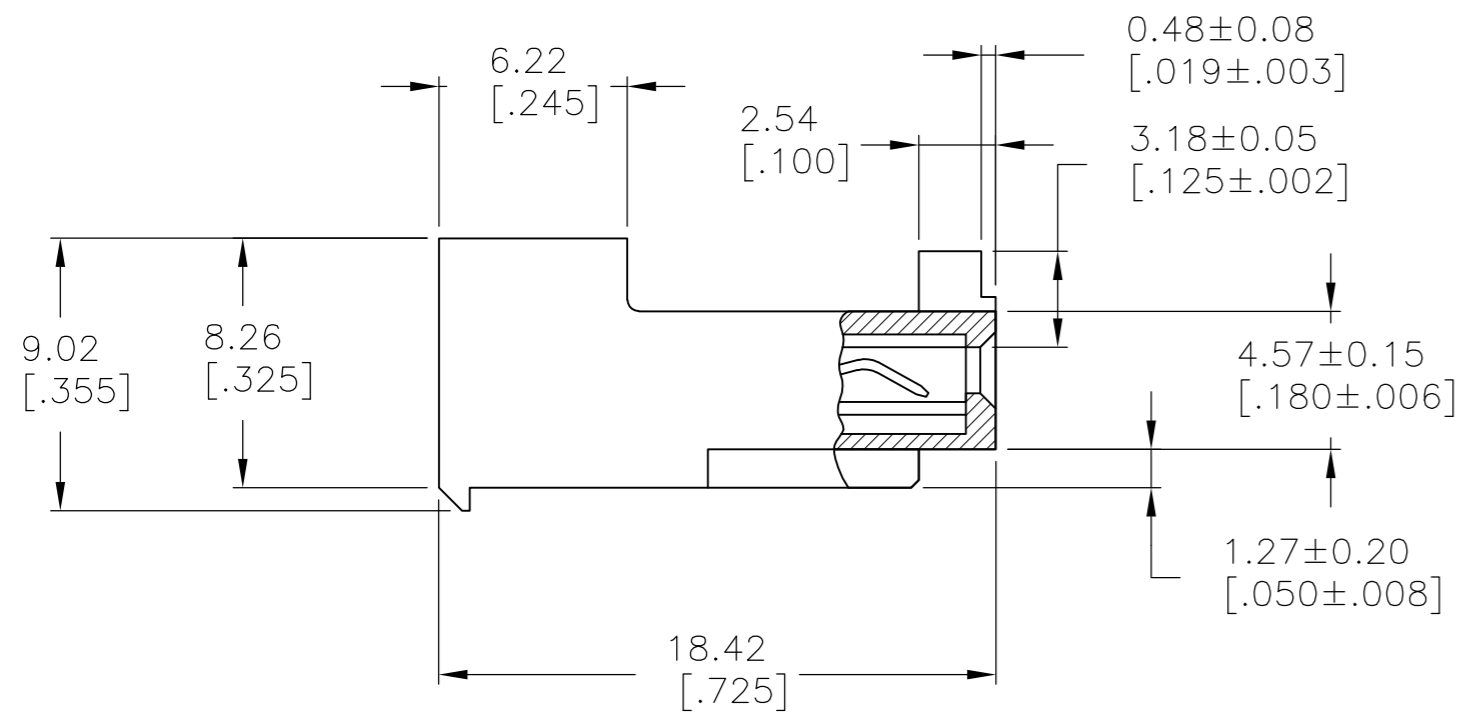
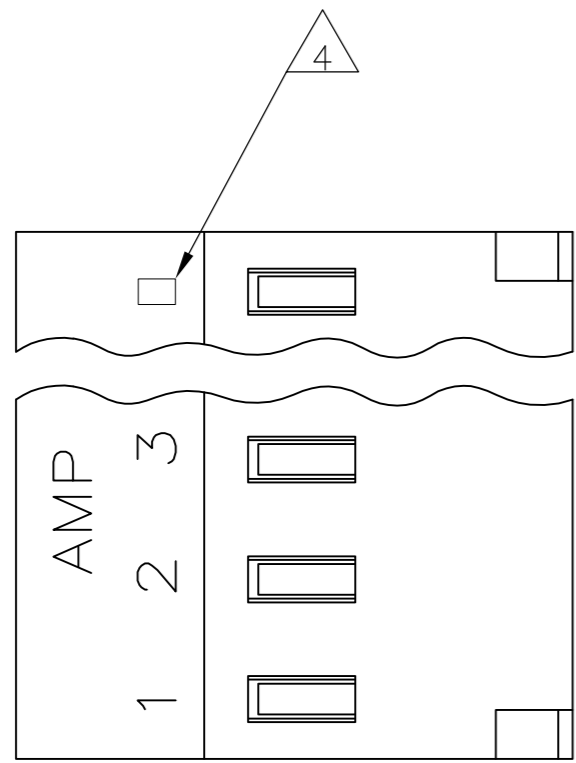


THIS DRAWING IS UNPUBLISHED. RELEASED FOR PUBLICATION
 © COPYRIGHT BY TYCO ELECTRONICS CORPORATION. ALL RIGHTS RESERVED.

LOC	DIST	REVISIONS			
P	LTR	DESCRIPTION	DATE	DWN	APVD
CM	54	C	ECO-07-012854	05JUN07	KW DB

- 1 MATERIAL: CONNECTOR - NYLON UL94V-2 (YELLOW).
 CONTACTS - 0.30[.012] THICK COPPER ALLOY
 (BRIGHT-TIN LEAD 0.00203
 [.000080] MIN THK FOR CONTACTS
 644462-2 THRU 1-644462-4, MATTE
 WHISKER MITIGATED TIN 0.00203 (.000080)
 MIN THICKNESS OVER NICKEL UNDERPLATE
 FOR 3-644462-2 THRU 4-644462-4)
- 2. CONTACTS ACCEPT 20 AWG WIRE WITH 2.41[.095] MAX
 INSULATION DIAMETER.
- 3. CONTACTS MUST ACCEPT 1.14±0.03[.045±.001] SQUARE
 POST AND REMAIN LOCKED IN POSITION.
- 4 IDENTIFICATION NUMBER FOR LAST CIRCUIT MAY
 NOT APPEAR ON ALL ASSEMBLIES.
- 5. DIMENSIONS IN BRACKETS ARE IN INCHES.
- 6. HOUSING FEATURES ARE: CLOSED END WITHOUT
 LOCKING RAMP AND WITH POLARIZING TAB.



55.47 [2.184]	14	4-644462-4
51.51 [2.028]	13	4-644462-3
47.55 [1.872]	12	4-644462-2
43.59 [1.716]	11	4-644462-1
39.62 [1.560]	10	4-644462-0
35.66 [1.404]	9	3-644462-9
31.70 [1.248]	8	3-644462-8
27.74 [1.092]	7	3-644462-7
23.77 [.936]	6	3-644462-6
19.81 [.780]	5	3-644462-5
15.85 [.624]	4	3-644462-4
11.89 [.468]	3	3-644462-3
7.92 [.312]	2	3-644462-2
55.47 [2.184]	14	1-644462-4
51.51 [2.028]	13	1-644462-3
47.55 [1.872]	12	1-644462-2
43.59 [1.716]	11	1-644462-1
39.62 [1.560]	10	1-644462-0
35.66 [1.404]	9	644462-9
31.70 [1.248]	8	644462-8
27.74 [1.092]	7	644462-7
23.77 [.936]	6	644462-6
19.81 [.780]	5	644462-5
15.85 [.624]	4	644462-4
11.89 [.468]	3	644462-3
7.92 [.312]	2	644462-2
DIM A	NO. OF CIRCUITS	PART NO.

THIS DRAWING IS A CONTROLLED DOCUMENT.		DWN B. LEWIS 12FEB91	Tyco Electronics Corporation Harrisburg, Pa 17105-3608	
DIMENSIONS: mm [INCHES]		CHK R. SWING 12FEB91	NAME D.R. CLARK 20FEB91	
TOLERANCES UNLESS OTHERWISE SPECIFIED:		APVD D.R. CLARK 20FEB91	PRODUCT SPEC 108-1051	
0 PLC ± -		APPLICATION SPEC 114-1020	SIZE A2	CAGE CODE 00779
1 PLC ± -		WEIGHT -	DRAWING NO C=644462	RESTRICTED TO -
2 PLC ± -		CUSTOMER DRAWING		
3 PLC ± -		SCALE 4:1	SHEET 1 OF 1	REV C
4 PLC ± -				
ANGLES ± -				
FINISH				

